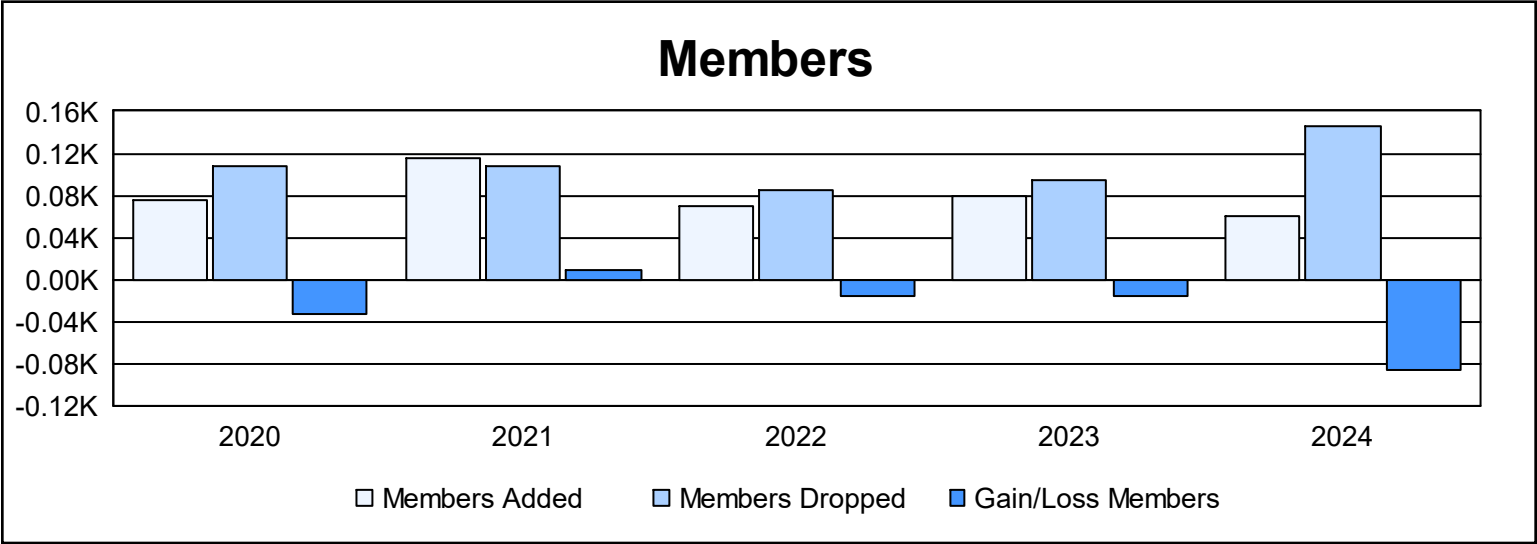
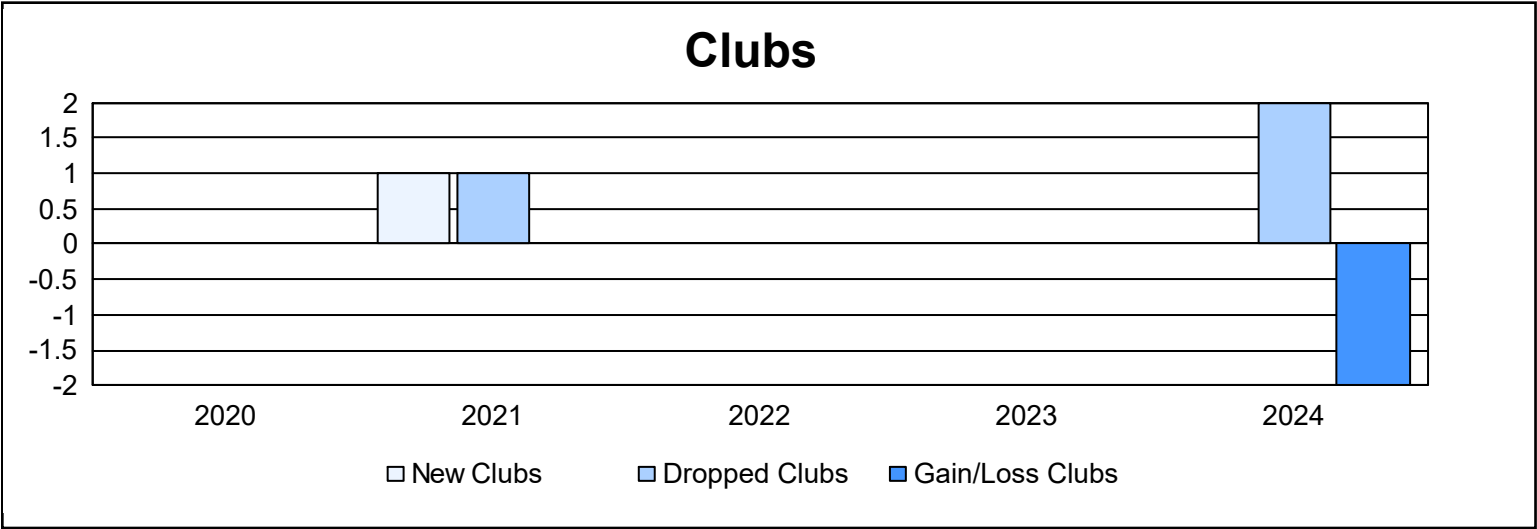
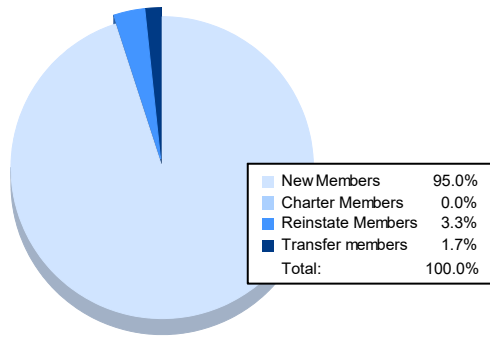


| Year      | New Clubs | Dropped Clubs | Gain/ Loss Clubs | New Members | Charter Members | Reinstate Members | Transfer Members | Total Member Added | Total Members Dropped | Gain/ Loss Members |
|-----------|-----------|---------------|------------------|-------------|-----------------|-------------------|------------------|--------------------|-----------------------|--------------------|
| 2019-2020 | 0         | 0             | 0                | 73          | 0               | 2                 | 0                | 75                 | 107                   | -32                |
| 2020-2021 | 1         | 1             | 0                | 60          | 50              | 4                 | 1                | 115                | 107                   | 8                  |
| 2021-2022 | 0         | 0             | 0                | 64          | 1               | 2                 | 2                | 69                 | 85                    | -16                |
| 2022-2023 | 0         | 0             | 0                | 80          | 0               | 0                 | 0                | 80                 | 95                    | -15                |
| 2023-2024 | 0         | 2             | -2               | 57          | 0               | 2                 | 1                | 60                 | 146                   | -86                |
| Average   | 0         | 1             | 0                | 67          | 10              | 2                 | 1                | 80                 | 108                   | -28                |



### Membership Composition June 2024 Cumulative



### Gender Composition June 2024 Cumulative

